

SCHOOL REPORT 2015

Belmont Primary School



*"Travelling down and moving forward on the
highway of life and learning."*

Quality education at your doorstep for all learners."



From the Principal

I am pleased to present the fifteenth Belmont Primary School Annual Report.

I took over the role as Principal in 2nd Term, 2015, having worked with Trevor Vaughan in 1st Term to ensure a smooth handover.

Trevor retired at the end of 1st Term, and the students presented a wonderful assembly acknowledging the great work done by him over his 13 years as Principal of Belmont PS.

The school has continued to make very good progress, both academically and socially.

Coming from a larger school in Victoria Park, it was great to note the support of, and very good working relationships the school has with parents. It is pleasing to hear the positive comments made by parents about the school.

With a very small staff, it was evident that the staff at the school are very committed to the educational outcomes of the students. They are very supportive and co-operative in assisting in the development of the school.

2015 has been a year of change, with the transition of Mr Vaughan leaving at the end of the term, and myself taking over the role from the beginning of 2nd term. Change is always viewed with some trepidation—for all of us—and steady progress was made in reviewing school plans and policies and adjusting to the different leadership styles.



HIGHLIGHTS FOR 2015

Interschool Swimming Carnival

Belmont Primary, this year, for the thirteenth time won the handicap trophy in the inter-school swimming carnival. This has occurred because our students attend out of school swimming training at Kent Street Senior High School.

The Stephanie Alexander Kitchen Garden project (SAKG)

Belmont Primary School was one of the first nine schools in WA to gain federal funding to establish the Stephanie Alexander Kitchen Garden project in an attempt to raise the importance of good nutrition in childhood and into adult life.

Since 2011 our Kitchen/Garden has been fully functional, with a state of the art cooking classroom and irrigated gardens. We employ specialist assistants who help the class teachers



SCHOOL PURPOSE

*To provide quality education to enable each child to,
Cope with further education
Reach his or her potential
Become a productive member of society*

SCHOOL REPORT 2015

Belmont Primary School

KidsMatter

In 2012 Belmont Primary School established the KidsMatter program.

KidsMatter Primary is a mental health and wellbeing framework for primary schools and is proven to make a positive difference to the lives of Australian children.

KidsMatter Primary provides the proven methods, tools and support to help schools work with parents and carers, health services and the wider community, to nurture happy, balanced kids.

Breakfast Club

Breakfast Club has been available three times a week to assist those students who may require extra nourishment before their school day begins. This has been shown to assist children in their academic progress.



Whole School Excursion

As an end of year award, the students from PP to Year 6 went to Kings Park at the Rio Tinto Naturescape taking part in the "Big Day Out" program from 9.30am to 12.30pm and then had a delicious lunch with free time in the Naturescape. The day was lots of fun and yes the students had to think to participate in the 8 activities to save Kings Park. A Big Thank you to the teachers, educational assistants and the wonderful parent helpers on the day. We could not have participated in this excursion without your help. The students really appreciated the time that you spent with them.

We would like to thank the P&C for their making of the free sausage sizzle, watermelon and icy pole lunches for us all. It certainly made the day an extra success. Thank you Mrs Fiorini and her team of helpers for your assistance on the day.

Science A very active science program is run at school:

- The years 5/6 and 4/5 had a visit from our resident scientist in the Scientist In Schools program, Mr Leif Cooper, who did some activities on our senses. Mr Cooper works at the Chemistry Centre near Curtin University. Mr Cooper volunteers his time to help promote science in primary schools. He is our third scientist since starting in this program in 2008 at Belmont Primary School.
- The students participated in many community science activities such as Schools Clean Up Day, rejuvenation of native plants at the Perth International Airport and Ribbons of Blue National Macro Invertebrate Data Collection.
- A small group of Year 5 & 6 students elected to take part in the CSIRO after school science extension program in 3rd term.
- The whole school participated in science incursions and excursions during the year. These included Science Alive and Kite Kinetics.
- We celebrated 10 years of being a Water Wise school with a recognition assembly.
- Eight Year 5 & 6 students were selected to be part of the EPIC Science enrichment program at Belmont City College.
- To celebrate Science Week we had lunch-time science activities supervised by the Year 5/6 class.



ANZAC CEREMONY

What an honour it was to be part of the Inaugural Combined Schools ANZAC Ceremony last Thursday. I was very proud of all the students who attended, and congratulate our Student Councillors on the way they performed their duties.

SCHOOL REPORT 2015

Belmont Primary School

Statement of Purpose and Vision

Our aim is to provide students with the skills, knowledge and attitudes that will enable them to become lifelong learners and contributing members to society.

This statement is built upon a set of beliefs:

- The relevance and importance of the individual nature and needs of each child.
- The child is an active partner in the learning process.
- Co-operation and collaboration are essential elements for learning.

Strategic Plan 2015

What do we want the school to look like:

Academically:

- All children to achieve academically to capacity.
- All children to be making progress.
- Strong progress in literacy and numeracy.
- Independent workers able to access/process and present information.
- Problem solvers and lateral thinkers.

Environmentally:

- Positive safe learning environment both physical, social and supportive.
- Pride in our school and care of the environment.
- Students actively involved in decision making and contribution.
- Student friendly and owned garden.
- Physical and structural requirements to meet needs of student, staff and community.
- Room displays of children's work to show pride and encouragement.

Socially:

- Whole school acceptance of differing cultures, beliefs and ability - physical, mental and social.
- Children have a positive and respectful approach to life and others.
- Children observe appropriate codes of behaviour.
- Children are socially well adjusted with sound interpersonal and communication skills.

Outcomes We Seek for Students

Major learning outcomes are that all students will:

- Communicate effectively in English.
- Apply mathematical concepts and processes.
- Find and use information.
- Use Technology.
- Understand their society and environment and have the skills necessary to be informed, responsible citizens.
- Understand the natural world and apply scientific principles.
- Have the understanding and skills necessary to achieve health and well being.
- Appreciate the arts and are able to express their creativity.
- Communicate in a language other than English.
- Work independently as well as co-operatively.
- Approach learning in a manner that is both receptive and critical.
- Respect the rights of others.
- Value themselves as learners.

Class Profile

- 1 Pre-Primary/ Kindergarten
- 5 Primary Classes
- 148 Enrolments

Staff Profile

- Principal (handover 2nd Term)
- Deputy Principal
- 2 Registrars = 0.8 and 0.2 shared role
- 5 Teachers - Full time
- 5 Teachers - Part time
- 1 School Officer and Library Officer
- 8 Education Assistants
- 1 Gardener/ Handyperson.
- 1 Cleaner
- 1 Chaplain
- 1 AIEO

SCHOOL REPORT 2015

Belmont Primary School

A Snapshot of Programs

VALUES

This is an important part of our school program, both in classroom lessons and during outside classroom activities.

We also have the Easter, ANZAC Day, Christmas, and Harmony Day celebrations, NAIDOC week activities and following the guidelines to inclusive schooling.

LANGUAGES — FRENCH.

All children from Year 1 to Year 6 are taught by an experienced teacher of French for an hour a week.

Whilst we recognize that through this limited program children will not become highly competent or fluent in French, they will gain skills on how to learn a language and an appreciation of culture. These skills will assist them in their future lives.

SPORTS

Talented students have a variety of opportunities to develop and display their skills in sport. School and Interschool competitions are regular events, as well, children are recognised for their out of school Sports Awards. Sports role models attend the school regularly

LIBRARY

A key element of our learning programs, the Library, not only provides diverse resources but also our Teacher Librarian provides programs for students in developing their research and literacy skills.

Students are also involved in competitions, Book Week and Character dress up days which provide a stimulating atmosphere.

STUDENTS AT EDUCATIONAL RISK (SAER)

Building on our past work, all children at educational risk are monitored and supported by the Student Services Team. We maintain relevant information about each student, e.g. medical and educational results, Individual Education Plans (IEPs). These files are regularly updated by the teachers and includes NAPLAN results, PEAC results and new IEPs.

Information for children new to the school is obtained from the previous schools and if this is not available, they are formally assessed with the

help of the School Psychologist.

If students needed IEPs they were then set in place. In school collaboration time was made available for support staff to work with teachers on IEPs. Support staff are used to assist classroom teachers at both ends of the SAER spectrum. This is both withdrawal and in class support.

NAPLAN DATA - (National Assessment Program for Literacy and Numeracy).

Each staff member has been in-serviced on the value of the data both to organise target groups in the skill areas and to use individual results in IEPs. This information has been valuable when planning short term goals for these children. Some teachers have grouped children through needs as shown in this data.

USE OF SUPPORT AGENCIES

Each fortnight our School Psychologist visits the school to meet with the School Services Team to discuss ongoing problems, any issues that have come up since the last week and any results that we have attained. The school nurse is also consulted when necessary and we also have access to Andrea Way.

INFORMATION, COMMUNICATION & TECHNOLOGY - (ICT)

The children at Belmont Primary have continued to develop their skills with Word processing, PowerPoint, Email, Publisher and Research skills using the Internet. The children are using ICT to integrate in the eight learning areas.

The school takes part in the New Horizons Community Software Programme which enables the school to have access to software with an unlimited licence for free.



SCHOOL REPORT 2015

Belmont Primary School

The schools web site will be up-dated in 2016 to showcase the wonderful work and programs that are happening at Belmont PS. This will be a huge task to revamp this website, but it will be worthwhile. Our new Electronic sign now provides up-to-date information to everyone.

Focus on Forming Partnerships between School Community and Parents

Parent Education

Reporting to Parents

Reporting to parents, using the three-way interview approach has proved to be successful and will continue in the future.

Health and Wellbeing Committee

ACTIVE AFTER SCHOOL COMMUNITIES

Each week after school, on Fridays, we run an hour of supervised physical activities to improve children's skills and fitness. This is funded by the Federal Government's Australian Sports Commission. We link the children with external sports bodies in the community so that they can continue their involvement in sports after the school sessions have finished.

NATIONAL ASSESSMENT PROGRAM FOR LITERACY AND NUMERACY (NAPLAN)

All students in Australia are tested in Literacy and Numeracy through a standardised test known as NAPLAN. The students are tested with the same test at the same time.

To follow is a summary of the achievements of the students in that test.

Results at Belmont Primary may be influenced by the number of children who do not have English as a first language.



Numeracy

- **Year 3** - The school's overall results showed Belmont Primary below the level of like schools and just below the state average.
- **Year 5** - The school's average results were the same as like schools and at the state average.

Reading

- **Year 3** - The average score for all students was at expected level for schools and at the state average.
- **Year 5** - The average score was below the level of like schools and below the state average.

Writing

- **Year 3** - The schools average score was below like schools and just below the state average score.
- **Year 5** - The schools average score was below like schools and just below the state average score..

Spelling

- **Year 3** - The school was the same as like schools and just above the state average score.
- **Year 5** - The school was just above like schools and the state average score.

Punctuation and Grammar

- **Year 3** - The students average was below like schools and below the state average score.
- **Year 5** - The Year 5 average score was below like schools and the state average score.

From the results of these tests and teacher judgements the school has decided to continue to focus on Numeracy and Literacy for 2016 with a focus on whole school planning and consistency of programs and strategies across the school.

The school will also be identifying students who require extra assistance to those students through use of support teachers in the classroom.

SCHOOL REPORT 2015

Belmont Primary School



STUDENT REWARDS

Student incentives and rewards are used to recognize student achievement. The school shows this in the following ways.

Class Work

Good work is sent to the office and the child receives a Principal's certificate to take home. The child's name is also recorded on the computer for future reference.

Friendly Kids

Students write appreciations about other students that do something nice for them. One from each class is read out at the assembly.

Certificates

Students receive merit certificates at each assembly - two from each class. A student of the month is awarded to one child from each class on a monthly basis. From the students of the month one child is selected as Aussie of the Month.

KEY GROUPS IN OUR SCHOOL

School Council:

The School Council comprises of staff and parents, including a P&C Representative.

The School Councils task is to:

- Endorse the School Plan.
- Policy Decision .
- Liaise between staff and parents.
- Represent the school on formal occasions.
- Endorse the School Budget.

Parents and Citizens' Association

- Liaise between parents and school.
- Active fundraising to support the school.
- Operate the Canteen and the Uniform shop.
- Support Year 6 graduation .
- Assist in formation of school policy.
- Help classroom teachers.

STUDENT ATTENDANCE

Even though incentives are offered, the attendance rate has dropped below the Public Schools %. This will become a focus area in 2016 with a regular monitoring of class and whole school attendance. Below is a graph comparing trends.

	Attendance Rate	
	School	WA Public Schools
2013	93.4%	92.6%
2014	92.6%	92.1%
2015	90.7%	92.7%

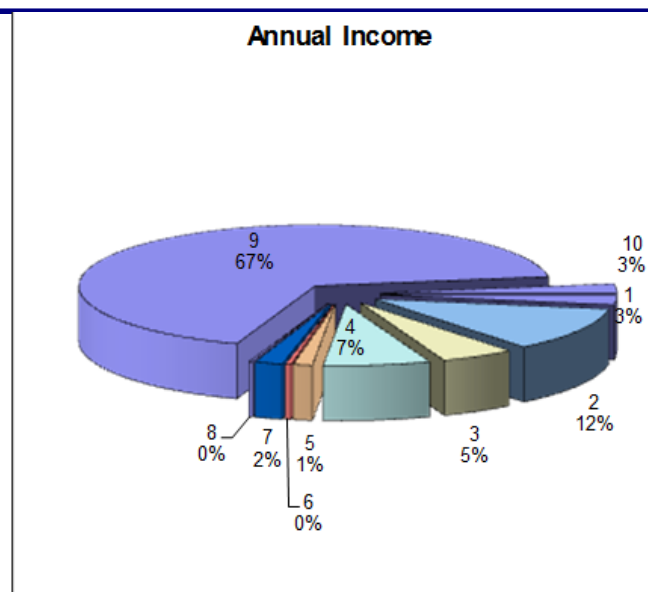


I look forward to progressing the work done at Belmont Primary School, and working with the wider community and School Council to lead our school towards IPS status. There are exciting times ahead!
Stephanne Dann—Principal

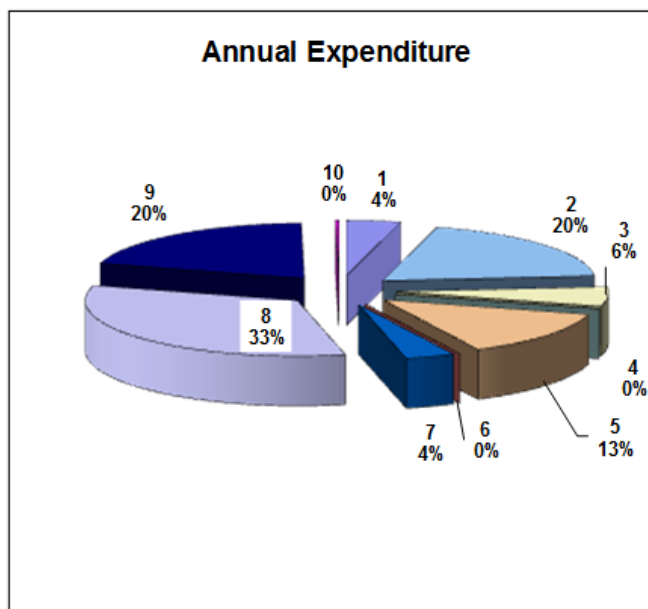
SCHOOL REPORT 2015

Belmont Primary School

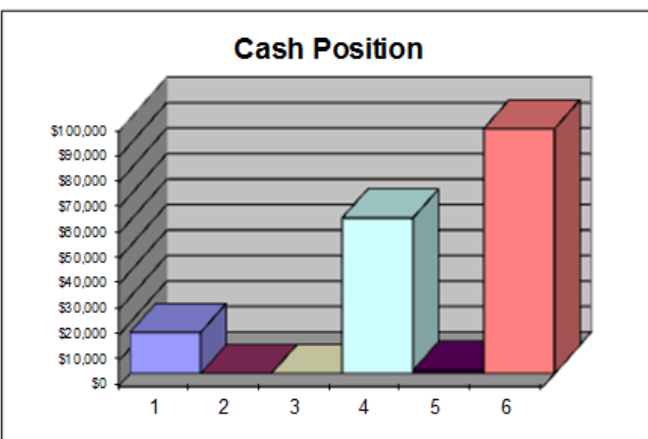
	Budget	Actual
1 Voluntary Contributions	\$5,244	\$5,378
2 Charges and Fees	\$20,278	\$23,800
3 P & C Contributions	\$2,000	\$10,378
4 Fundraising and Donations	\$4,639	\$14,948
5 Bank Interest	\$3,000	\$2,678
6 State Government Grants	\$825	\$825
7 Commonwealth Govt Grants	\$3,909	\$3,909
8 Professional Development	\$465	\$465
9 Student Centered Funding	\$138,000	\$138,000
10 Miscellaneous	\$4,850	\$4,990
Total Income	\$183,210	\$205,371
Transfer from Reserves/Gift Funds	\$1,700	\$1,700
Opening Balance	\$58,742	\$58,742
Total Funds Available	\$243,652	\$255,435



	Budget	Actual
1 Administration	\$9,917	\$5,705
2 Utilities	\$29,100	\$27,205
3 Repairs and Maintenance	\$62,700	\$7,873
4 Capital Works	\$0	\$0
5 Assets and Resources	\$43,452	\$18,685
6 Leases	\$0	\$0
7 Professional Development	\$7,951	\$5,210
8 Education Programs	\$51,206	\$46,047
9 Student Services	\$31,133	\$28,357
10 Miscellaneous	\$3,193	\$338
11 Transfer to Replacement Reserves		
Total Expenditure	\$238,652	\$139,420
Transfer to Asset Reserves	\$5,000	\$5,000
Total Funds Carry Forward	\$111,015	\$111,015



Cash Position as at: 31 December 2015	
Bank Balance	\$174,686
Made up of:	
1 Carry Over Grants (committed)	\$16,177
2 Deductible Gift Funds	\$0
3 Trust Funds	\$0
4 Asset Replacement Reserves	\$61,080
5 Suspense Accounts	\$1,308
6 Uncommitted Funds	\$96,121
Total Bank Balance	\$174,686



Other financial information			
Voluntary contributions collection rate	49.0%	Total creditors as at: 31/12/2015	
Total bad debts written off for the year		Total Debtors as at: 31/12/2015	\$1,070